

JACK COUNTY, TEXAS

GENERAL ELECTION

11/5/2024


Page 1

President and Vice President

| Precinct | Donald J. Trump JD Vance, REP | Kamala D. Harris Tim Walz, DEM | Chase Oliver Mike ter Maat, LIB | Jill Stein Rudolph Ware, GRN | Cast Votes | Undervotes | Overvotes | Absentee Voting Ballots Cast | Early Voting Ballots Cast | Election Day Voting Ballots Cast | Total Ballots Cast | Registered Voters | Turnout Percentage |
|---------------|-------------------------------|--------------------------------|---------------------------------|------------------------------|--------------|------------|-----------|------------------------------|---------------------------|----------------------------------|--------------------|-------------------|--------------------|
| 1 | 695 | 84 | 1 | 0 | 780 | 1 | 0 | 57 | 598 | 126 | 781 | 1,181 | 66.13% |
| 1 - BOWIE | 58 | 3 | 0 | 0 | 61 | 0 | 0 | 3 | 50 | 8 | 61 | 83 | 73.49% |
| 2 | 931 | 79 | 3 | 4 | 1,017 | 4 | 0 | 50 | 647 | 324 | 1,021 | 1,403 | 72.77% |
| 3 | 130 | 23 | 1 | 0 | 154 | 0 | 0 | 6 | 131 | 17 | 154 | 229 | 67.25% |
| 4 | 616 | 54 | 1 | 1 | 672 | 1 | 0 | 31 | 560 | 82 | 673 | 882 | 76.30% |
| 5 | 500 | 31 | 4 | 0 | 535 | 1 | 0 | 23 | 299 | 214 | 536 | 706 | 75.92% |
| 6 | 889 | 89 | 2 | 2 | 982 | 3 | 0 | 46 | 817 | 122 | 985 | 1,377 | 71.53% |
| Totals | 3,819 | 363 | 12 | 7 | 4,201 | 10 | 0 | 216 | 3,102 | 893 | 4,211 | 5,861 | 71.85% |

*Susan Cole
Heborah Wells
John Boyer
[Signature]*

*St D Blaw
[Signature]*



Canvass Results Report

Election Results

Run Time 9:51 AM
Run Date 11/12/2024

JACK COUNTY, TEXAS

GENERAL ELECTION

11/5/2024

Page 2

Official Results

Registered Voters
4211 of 5861 = 71.85%

Precincts Reporting
0 of 7 = 0.00%

United States Senator

| Precinct | Ted Cruz, REP | Colin Allred, DEM | Ted Brown, LIB | Cast Votes | Undervotes | Overvotes | Absentee Voting Ballots Cast | Early Voting Ballots Cast | Election Day Voting Ballots Cast | Total Ballots Cast | Registered Voters | Turnout Percentage |
|---------------|---------------|-------------------|----------------|--------------|------------|-----------|------------------------------|---------------------------|----------------------------------|--------------------|-------------------|--------------------|
| 1 | 668 | 95 | 6 | 769 | 12 | 0 | 57 | 598 | 126 | 781 | 1,181 | 66.13% |
| 1 - BOWIE | 58 | 3 | 0 | 61 | 0 | 0 | 3 | 50 | 8 | 61 | 83 | 73.49% |
| 2 | 905 | 93 | 18 | 1,016 | 5 | 0 | 50 | 647 | 324 | 1,021 | 1,403 | 72.77% |
| 3 | 123 | 25 | 5 | 153 | 1 | 0 | 6 | 131 | 17 | 154 | 229 | 67.25% |
| 4 | 594 | 68 | 7 | 669 | 4 | 0 | 31 | 560 | 82 | 673 | 882 | 76.30% |
| 5 | 484 | 39 | 10 | 533 | 3 | 0 | 23 | 299 | 214 | 536 | 706 | 75.92% |
| 6 | 857 | 104 | 19 | 980 | 5 | 0 | 46 | 817 | 122 | 985 | 1,377 | 71.53% |
| Totals | 3,689 | 427 | 65 | 4,181 | 30 | 0 | 216 | 3,102 | 893 | 4,211 | 5,861 | 71.85% |

SL
BB
Dw
[Signature]

HB2
BKM



Canvass Results Report

Election Results

Run Time 9:51 AM
Run Date 11/12/2024

JACK COUNTY, TEXAS

GENERAL ELECTION

11/5/2024

Page 3

Official Results

Registered Voters
4211 of 5861 = 71.85%

Precincts Reporting
0 of 7 = 0.00%

United States Representative, District 25

| Precinct | Roger Williams, REP | Chad Hagg (W) | Cast Votes | Undervotes | Overvotes | Absentee Voting Ballots Cast | Early Voting Ballots Cast | Election Day Voting Ballots Cast | Total Ballots Cast | Registered Voters | Turnout Percentage |
|---------------|---------------------|---------------|--------------|------------|-----------|------------------------------|---------------------------|----------------------------------|--------------------|-------------------|--------------------|
| 1 | 715 | 0 | 715 | 66 | 0 | 57 | 598 | 126 | 781 | 1,181 | 66.13% |
| 1 - BOWIE | 58 | 0 | 58 | 3 | 0 | 3 | 50 | 8 | 61 | 83 | 73.49% |
| 2 | 952 | 3 | 955 | 66 | 0 | 50 | 647 | 324 | 1,021 | 1,403 | 72.77% |
| 3 | 138 | 0 | 138 | 16 | 0 | 6 | 131 | 17 | 154 | 229 | 67.25% |
| 4 | 623 | 2 | 625 | 48 | 0 | 31 | 560 | 82 | 673 | 882 | 76.30% |
| 5 | 496 | 1 | 497 | 39 | 0 | 23 | 299 | 214 | 536 | 706 | 75.92% |
| 6 | 901 | 1 | 902 | 83 | 0 | 46 | 817 | 122 | 985 | 1,377 | 71.53% |
| Totals | 3,883 | 7 | 3,890 | 321 | 0 | 216 | 3,102 | 893 | 4,211 | 5,861 | 71.85% |

AW
BB
S
[Signature]

HB2
BK4



Canvass Results Report

Election Results

Run Time 9:51 AM
Run Date 11/12/2024

JACK COUNTY, TEXAS

GENERAL ELECTION

11/5/2024

Page 4

Official Results

Registered Voters
4211 of 5861 = 71.85%
Precincts Reporting
0 of 7 = 0.00%

Railroad Commissioner

| Precinct | Christi Craddick, REP | Katherine Culbert, DEM | Hawk Dunlap, LIB | Eddie Espinoza, GRN | Cast Votes | Undervotes | Overvotes | Absentee Voting Ballots Cast | Early Voting Ballots Cast | Election Day Voting Ballots Cast | Total Ballots Cast | Registered Voters | Turnout Percentage |
|---------------|-----------------------|------------------------|------------------|---------------------|--------------|------------|-----------|------------------------------|---------------------------|----------------------------------|--------------------|-------------------|--------------------|
| 1 | 646 | 65 | 22 | 4 | 737 | 43 | 1 | 57 | 598 | 126 | 781 | 1,181 | 66.13% |
| 1 - BOWIE | 54 | 3 | 3 | 0 | 60 | 1 | 0 | 3 | 50 | 8 | 61 | 83 | 73.49% |
| 2 | 901 | 70 | 25 | 5 | 1,001 | 20 | 0 | 50 | 647 | 324 | 1,021 | 1,403 | 72.77% |
| 3 | 127 | 17 | 3 | 5 | 152 | 2 | 0 | 6 | 131 | 17 | 154 | 229 | 67.25% |
| 4 | 586 | 44 | 19 | 2 | 651 | 22 | 0 | 31 | 560 | 82 | 673 | 882 | 76.30% |
| 5 | 463 | 23 | 25 | 5 | 516 | 20 | 0 | 23 | 299 | 214 | 536 | 706 | 75.92% |
| 6 | 846 | 82 | 24 | 11 | 963 | 22 | 0 | 46 | 817 | 122 | 985 | 1,377 | 71.53% |
| Totals | 3,623 | 304 | 121 | 32 | 4,080 | 130 | 1 | 216 | 3,102 | 893 | 4,211 | 5,861 | 71.85% |

DW
BB
J
[Signature]

HB2
BLU



Canvass Results Report

Election Results

Run Time 9:51 AM
Run Date 11/12/2024

JACK COUNTY, TEXAS

GENERAL ELECTION

11/5/2024

Page 5

Official Results

Registered Voters

4211 of 5861 = 71.85%

Precincts Reporting


0 of 7 = 0.00%

Justice, Supreme Court, Place 2

| Precinct | Jimmy Blacklock, REP | DaSean Jones, DEM | Cast Votes | Undervotes | Overvotes | Absentee Voting Ballots Cast | Early Voting Ballots Cast | Election Day Voting Ballots Cast | Total Ballots Cast | Registered Voters | Turnout Percentage |
|---------------|----------------------|-------------------|--------------|------------|-----------|------------------------------|---------------------------|----------------------------------|--------------------|-------------------|--------------------|
| 1 | 664 | 78 | 742 | 39 | 0 | 57 | 598 | 126 | 781 | 1,181 | 66.13% |
| 1 - BOWIE | 58 | 2 | 60 | 1 | 0 | 3 | 50 | 8 | 61 | 83 | 73.49% |
| 2 | 938 | 67 | 1,005 | 16 | 0 | 50 | 647 | 324 | 1,021 | 1,403 | 72.77% |
| 3 | 131 | 20 | 151 | 3 | 0 | 6 | 131 | 17 | 154 | 229 | 67.25% |
| 4 | 604 | 51 | 655 | 18 | 0 | 31 | 560 | 82 | 673 | 882 | 76.30% |
| 5 | 487 | 31 | 518 | 18 | 0 | 23 | 299 | 214 | 536 | 706 | 75.92% |
| 6 | 884 | 78 | 962 | 23 | 0 | 46 | 817 | 122 | 985 | 1,377 | 71.53% |
| Totals | 3,766 | 327 | 4,093 | 118 | 0 | 216 | 3,102 | 893 | 4,211 | 5,861 | 71.85% |

AW
BS
SC
[Signature]

HB2
BKU



Canvass Results Report

Election Results

Run Time 9:51 AM
Run Date 11/12/2024

JACK COUNTY, TEXAS

GENERAL ELECTION

11/5/2024


Page 6


Official Results

Registered Voters
4211 of 5861 = 71.85%
Precincts Reporting
0 of 7 = 0.00%

Justice, Supreme Court, Place 4

| Precinct | John Devine, REP | Christine Vinh Weems, DEM | Cast Votes | Undervotes | Overvotes | Absentee Voting Ballots Cast | Early Voting Ballots Cast | Election Day Voting Ballots Cast | Total Ballots Cast | Registered Voters | Turnout Percentage |
|---------------|------------------|---------------------------|--------------|------------|-----------|------------------------------|---------------------------|----------------------------------|--------------------|-------------------|--------------------|
| 1 | 670 | 73 | 743 | 38 | 0 | 57 | 598 | 126 | 781 | 1,181 | 66.13% |
| 1 - BOWIE | 58 | 2 | 60 | 1 | 0 | 3 | 50 | 8 | 61 | 83 | 73.49% |
| 2 | 929 | 75 | 1,004 | 17 | 0 | 50 | 647 | 324 | 1,021 | 1,403 | 72.77% |
| 3 | 128 | 22 | 150 | 4 | 0 | 6 | 131 | 17 | 154 | 229 | 67.25% |
| 4 | 603 | 51 | 654 | 19 | 0 | 31 | 560 | 82 | 673 | 882 | 76.30% |
| 5 | 488 | 30 | 518 | 18 | 0 | 23 | 299 | 214 | 536 | 706 | 75.92% |
| 6 | 876 | 79 | 955 | 30 | 0 | 46 | 817 | 122 | 985 | 1,377 | 71.53% |
| Totals | 3,752 | 332 | 4,084 | 127 | 0 | 216 | 3,102 | 893 | 4,211 | 5,861 | 71.85% |

DLW
BIB
HB2
Bker




Canvass Results Report

Election Results

Run Time 9:51 AM
Run Date 11/12/2024

JACK COUNTY, TEXAS

GENERAL ELECTION

11/5/2024
Page 7

Official Results

Registered Voters
4211 of 5861 = 71.85%
Precincts Reporting
0 of 7 = 0.00%

Justice, Supreme Court, Place 6

| Precinct | Jane Bland, REP | Bonnie Lee Goldstein, DEM | J. David Roberson, LIB | Cast Votes | Undervotes | Overvotes | Absentee Voting Ballots Cast | Early Voting Ballots Cast | Election Day Voting Ballots Cast | Total Ballots Cast | Registered Voters | Turnout Percentage |
|---------------|-----------------|---------------------------|------------------------|--------------|------------|-----------|------------------------------|---------------------------|----------------------------------|--------------------|-------------------|--------------------|
| 1 | 659 | 74 | 11 | 744 | 37 | 0 | 57 | 598 | 126 | 781 | 1,181 | 66.13% |
| 1 - BOWIE | 56 | 3 | 0 | 59 | 2 | 0 | 3 | 50 | 8 | 61 | 83 | 73.49% |
| 2 | 922 | 67 | 14 | 1,003 | 18 | 0 | 50 | 647 | 324 | 1,021 | 1,403 | 72.77% |
| 3 | 119 | 21 | 8 | 148 | 6 | 0 | 6 | 131 | 17 | 154 | 229 | 67.25% |
| 4 | 599 | 48 | 5 | 652 | 21 | 0 | 31 | 560 | 82 | 673 | 882 | 76.30% |
| 5 | 476 | 24 | 19 | 519 | 17 | 0 | 23 | 299 | 214 | 536 | 706 | 75.92% |
| 6 | 871 | 69 | 21 | 961 | 24 | 0 | 46 | 817 | 122 | 985 | 1,377 | 71.53% |
| Totals | 3,702 | 306 | 78 | 4,086 | 125 | 0 | 216 | 3,102 | 893 | 4,211 | 5,861 | 71.85% |

Handwritten signatures and initials:
DW
BOS
[Signature]

Handwritten initials:
HB2
BKm



Canvass Results Report

Election Results

Run Time 9:51 AM
Run Date 11/12/2024

JACK COUNTY, TEXAS

GENERAL ELECTION

11/5/2024

Page 8

Official Results

Registered Voters
4211 of 5861 = 71.85%
Precincts Reporting
0 of 7 = 0.00%

Presiding Judge, Court of Criminal Appeals

| Precinct | David J. Schenck, REP | Holly Taylor, DEM | Cast Votes | Undervotes | Overvotes | Absentee Voting Ballots Cast | Early Voting Ballots Cast | Election Day Voting Ballots Cast | Total Ballots Cast | Registered Voters | Turnout Percentage |
|---------------|-----------------------|-------------------|--------------|------------|-----------|------------------------------|---------------------------|----------------------------------|--------------------|-------------------|--------------------|
| 1 | 670 | 76 | 746 | 35 | 0 | 57 | 598 | 126 | 781 | 1,181 | 66.13% |
| 1 - BOWIE | 57 | 3 | 60 | 1 | 0 | 3 | 50 | 8 | 61 | 83 | 73.49% |
| 2 | 934 | 71 | 1,005 | 16 | 0 | 50 | 647 | 324 | 1,021 | 1,403 | 72.77% |
| 3 | 128 | 22 | 150 | 4 | 0 | 6 | 131 | 17 | 154 | 229 | 67.25% |
| 4 | 600 | 48 | 648 | 25 | 0 | 31 | 560 | 82 | 673 | 882 | 76.30% |
| 5 | 490 | 29 | 519 | 17 | 0 | 23 | 299 | 214 | 536 | 706 | 75.92% |
| 6 | 878 | 86 | 964 | 21 | 0 | 46 | 817 | 122 | 985 | 1,377 | 71.53% |
| Totals | 3,757 | 335 | 4,092 | 119 | 0 | 216 | 3,102 | 893 | 4,211 | 5,861 | 71.85% |

DW
BIS
IBZ
Bkn
[Signature]



Canvass Results Report

Election Results

Run Time 9:51 AM
Run Date 11/12/2024

JACK COUNTY, TEXAS

GENERAL ELECTION

11/5/2024

Page 9

Official Results

Registered Voters

4211 of 5861 = 71.85%

Precincts Reporting

0 of 7 = 0.00%

Judge, Court of Criminal Appeals, Place 7

| Precinct | Gina Parker, REP | Nancy Mulder, DEM | Cast Votes | Undervotes | Overvotes | Absentee Voting Ballots Cast | Early Voting Ballots Cast | Election Day Voting Ballots Cast | Total Ballots Cast | Registered Voters | Turnout Percentage |
|---------------|------------------|-------------------|--------------|------------|-----------|------------------------------|---------------------------|----------------------------------|--------------------|-------------------|--------------------|
| 1 | 672 | 75 | 747 | 34 | 0 | 57 | 598 | 126 | 781 | 1,181 | 66.13% |
| 1 - BOWIE | 57 | 3 | 60 | 1 | 0 | 3 | 50 | 8 | 61 | 83 | 73.49% |
| 2 | 929 | 72 | 1,001 | 20 | 0 | 50 | 647 | 324 | 1,021 | 1,403 | 72.77% |
| 3 | 130 | 19 | 149 | 5 | 0 | 6 | 131 | 17 | 154 | 229 | 67.25% |
| 4 | 601 | 48 | 649 | 24 | 0 | 31 | 560 | 82 | 673 | 882 | 76.30% |
| 5 | 487 | 27 | 514 | 22 | 0 | 23 | 299 | 214 | 536 | 706 | 75.92% |
| 6 | 882 | 79 | 961 | 24 | 0 | 46 | 817 | 122 | 985 | 1,377 | 71.53% |
| Totals | 3,758 | 323 | 4,081 | 130 | 0 | 216 | 3,102 | 893 | 4,211 | 5,861 | 71.85% |

DW
BR
J
P

1B2
BK



Canvass Results Report

Election Results

Run Time 9:51 AM
Run Date 11/12/2024

JACK COUNTY, TEXAS

GENERAL ELECTION

11/5/2024

Page 10

Official Results

Registered Voters
4211 of 5861 = 71.85%
Precincts Reporting
0 of 7 = 0.00%

Judge, Court of Criminal Appeals, Place 8

| Precinct | Lee Finley, REP | Chika Anyiam, DEM | Cast Votes | Undervotes | Overvotes | Absentee Voting Ballots Cast | Early Voting Ballots Cast | Election Day Voting Ballots Cast | Total Ballots Cast | Registered Voters | Turnout Percentage |
|---------------|-----------------|-------------------|--------------|------------|-----------|------------------------------|---------------------------|----------------------------------|--------------------|-------------------|--------------------|
| 1 | 670 | 74 | 744 | 37 | 0 | 57 | 598 | 126 | 781 | 1,181 | 66.13% |
| 1 - BOWIE | 57 | 3 | 60 | 1 | 0 | 3 | 50 | 8 | 61 | 83 | 73.49% |
| 2 | 934 | 65 | 999 | 22 | 0 | 50 | 647 | 324 | 1,021 | 1,403 | 72.77% |
| 3 | 129 | 20 | 149 | 5 | 0 | 6 | 131 | 17 | 154 | 229 | 67.25% |
| 4 | 603 | 48 | 651 | 22 | 0 | 31 | 560 | 82 | 673 | 882 | 76.30% |
| 5 | 486 | 24 | 510 | 26 | 0 | 23 | 299 | 214 | 536 | 706 | 75.92% |
| 6 | 882 | 78 | 960 | 25 | 0 | 46 | 817 | 122 | 985 | 1,377 | 71.53% |
| Totals | 3,761 | 312 | 4,073 | 138 | 0 | 216 | 3,102 | 893 | 4,211 | 5,861 | 71.85% |

SW
BIV
S
PS

H2
BK



Canvass Results Report

Election Results

Run Time 9:51 AM
Run Date 11/12/2024

JACK COUNTY, TEXAS

GENERAL ELECTION



11/5/2024
Page 11


Official Results

Registered Voters
4211 of 5861 = 71.85%
Precincts Reporting
0 of 7 = 0.00%

State Senator, District 30

| Precinct | Brent Hagenbuch, REP | Dale Frey, DEM | Cast Votes | Undervotes | Overvotes | Absentee Voting Ballots Cast | Early Voting Ballots Cast | Election Day Voting Ballots Cast | Total Ballots Cast | Registered Voters | Turnout Percentage |
|---------------|----------------------|----------------|--------------|------------|-----------|------------------------------|---------------------------|----------------------------------|--------------------|-------------------|--------------------|
| 1 | 663 | 76 | 739 | 42 | 0 | 57 | 598 | 126 | 781 | 1,181 | 66.13% |
| 1 - BOWIE | 57 | 3 | 60 | 1 | 0 | 3 | 50 | 8 | 61 | 83 | 73.49% |
| 2 | 916 | 81 | 997 | 24 | 0 | 50 | 647 | 324 | 1,021 | 1,403 | 72.77% |
| 3 | 130 | 20 | 150 | 4 | 0 | 6 | 131 | 17 | 154 | 229 | 67.25% |
| 4 | 601 | 50 | 651 | 22 | 0 | 31 | 560 | 82 | 673 | 882 | 76.30% |
| 5 | 486 | 28 | 514 | 22 | 0 | 23 | 299 | 214 | 536 | 706 | 75.92% |
| 6 | 866 | 85 | 951 | 34 | 0 | 46 | 817 | 122 | 985 | 1,377 | 71.53% |
| Totals | 3,719 | 343 | 4,062 | 149 | 0 | 216 | 3,102 | 893 | 4,211 | 5,861 | 71.85% |

AW


 1B2
 BL



Canvass Results Report

Election Results

Run Time 9:51 AM
Run Date 11/12/2024

JACK COUNTY, TEXAS

GENERAL ELECTION

11/5/2024

Page 12

Official Results


Registered Voters
4211 of 5861 = 71.85%
Precincts Reporting
0 of 7 = 0.00%

State Representative, District 68

| Precinct | David Spiller, REP | Stacey Swann, DEM | Cast Votes | Undervotes | Overvotes | Absentee Voting Ballots Cast | Early Voting Ballots Cast | Election Day Voting Ballots Cast | Total Ballots Cast | Registered Voters | Turnout Percentage |
|---------------|--------------------|-------------------|--------------|------------|-----------|------------------------------|---------------------------|----------------------------------|--------------------|-------------------|--------------------|
| 1 | 680 | 67 | 747 | 34 | 0 | 57 | 598 | 126 | 781 | 1,181 | 66.13% |
| 1 - BOWIE | 58 | 2 | 60 | 1 | 0 | 3 | 50 | 8 | 61 | 83 | 73.49% |
| 2 | 905 | 81 | 986 | 35 | 0 | 50 | 647 | 324 | 1,021 | 1,403 | 72.77% |
| 3 | 135 | 16 | 151 | 3 | 0 | 6 | 131 | 17 | 154 | 229 | 67.25% |
| 4 | 616 | 52 | 668 | 5 | 0 | 31 | 560 | 82 | 673 | 882 | 76.30% |
| 5 | 482 | 36 | 518 | 18 | 0 | 23 | 299 | 214 | 536 | 706 | 75.92% |
| 6 | 868 | 92 | 960 | 25 | 0 | 46 | 817 | 122 | 985 | 1,377 | 71.53% |
| Totals | 3,744 | 346 | 4,090 | 121 | 0 | 216 | 3,102 | 893 | 4,211 | 5,861 | 71.85% |

SW
BR
RES

B2
BR



Canvass Results Report

Election Results

Run Time 9:51 AM
Run Date 11/12/2024

JACK COUNTY, TEXAS

GENERAL ELECTION

11/5/2024
Page 13

Official Results

Registered Voters
4211 of 5861 = 71.85%
Precincts Reporting
0 of 7 = 0.00%

Chief Justice, 2nd Court of Appeals District

| Precinct | Bonnie Sudderth, REP | Cast Votes | Undervotes | Overvotes | Absentee Voting Ballots Cast | Early Voting Ballots Cast | Election Day Voting Ballots Cast | Total Ballots Cast | Registered Voters | Turnout Percentage |
|---------------|----------------------|--------------|------------|-----------|------------------------------|---------------------------|----------------------------------|--------------------|-------------------|--------------------|
| 1 | 706 | 706 | 75 | 0 | 57 | 598 | 126 | 781 | 1,181 | 66.13% |
| 1 - BOWIE | 59 | 59 | 2 | 0 | 3 | 50 | 8 | 61 | 83 | 73.49% |
| 2 | 949 | 949 | 72 | 0 | 50 | 647 | 324 | 1,021 | 1,403 | 72.77% |
| 3 | 134 | 134 | 20 | 0 | 6 | 131 | 17 | 154 | 229 | 67.25% |
| 4 | 618 | 618 | 55 | 0 | 31 | 560 | 82 | 673 | 882 | 76.30% |
| 5 | 491 | 491 | 45 | 0 | 23 | 299 | 214 | 536 | 706 | 75.92% |
| 6 | 897 | 897 | 88 | 0 | 46 | 817 | 122 | 985 | 1,377 | 71.53% |
| Totals | 3,854 | 3,854 | 357 | 0 | 216 | 3,102 | 893 | 4,211 | 5,861 | 71.85% |

SW
BS
KB
1B2
3104



Canvass Results Report

JACK COUNTY, TEXAS

Official Results

Election Results

GENERAL ELECTION

Registered Voters
4211 of 5861 = 71.85%

Run Time 9:51 AM
Run Date 11/12/2024

11/5/2024
Page 14


Precincts Reporting
0 of 7 = 0.00%

Justice, 2nd Court of Appeals District, Place 4

| Precinct | Wade Birdwell, REP | Cast Votes | Undervotes | Overvotes | Absentee Voting Ballots Cast | Early Voting Ballots Cast | Election Day Voting Ballots Cast | Total Ballots Cast | Registered Voters | Turnout Percentage |
|---------------|--------------------|--------------|------------|-----------|------------------------------|---------------------------|----------------------------------|--------------------|-------------------|--------------------|
| 1 | 696 | 696 | 85 | 0 | 57 | 598 | 126 | 781 | 1,181 | 66.13% |
| 1 - BOWIE | 59 | 59 | 2 | 0 | 3 | 50 | 8 | 61 | 83 | 73.49% |
| 2 | 950 | 950 | 71 | 0 | 50 | 647 | 324 | 1,021 | 1,403 | 72.77% |
| 3 | 133 | 133 | 21 | 0 | 6 | 131 | 17 | 154 | 229 | 67.25% |
| 4 | 621 | 621 | 52 | 0 | 31 | 560 | 82 | 673 | 882 | 76.30% |
| 5 | 493 | 493 | 43 | 0 | 23 | 299 | 214 | 536 | 706 | 75.92% |
| 6 | 894 | 894 | 91 | 0 | 46 | 817 | 122 | 985 | 1,377 | 71.53% |
| Totals | 3,846 | 3,846 | 365 | 0 | 216 | 3,102 | 893 | 4,211 | 5,861 | 71.85% |

SW
JB
RS

B2
BK



Canvass Results Report

Election Results

Run Time 9:51 AM
Run Date 11/12/2024

JACK COUNTY, TEXAS

GENERAL ELECTION

11/5/2024

Page 15

Official Results

Registered Voters

4211 of 5861 = 71.85%

Precincts Reporting

0 of 7 = 0.00%

Justice, 2nd Court of Appeals District, Place 5

| Precinct | Dabney Bassel, REP | Cast Votes | Undervotes | Overvotes | Absentee Voting Ballots Cast | Early Voting Ballots Cast | Election Day Voting Ballots Cast | Total Ballots Cast | Registered Voters | Turnout Percentage |
|---------------|--------------------|--------------|------------|-----------|------------------------------|---------------------------|----------------------------------|--------------------|-------------------|--------------------|
| 1 | 696 | 696 | 85 | 0 | 57 | 598 | 126 | 781 | 1,181 | 66.13% |
| 1 - BOWIE | 59 | 59 | 2 | 0 | 3 | 50 | 8 | 61 | 83 | 73.49% |
| 2 | 948 | 948 | 73 | 0 | 50 | 647 | 324 | 1,021 | 1,403 | 72.77% |
| 3 | 133 | 133 | 21 | 0 | 6 | 131 | 17 | 154 | 229 | 67.25% |
| 4 | 615 | 615 | 58 | 0 | 31 | 560 | 82 | 673 | 882 | 76.30% |
| 5 | 493 | 493 | 43 | 0 | 23 | 299 | 214 | 536 | 706 | 75.92% |
| 6 | 889 | 889 | 96 | 0 | 46 | 817 | 122 | 985 | 1,377 | 71.53% |
| Totals | 3,833 | 3,833 | 378 | 0 | 216 | 3,102 | 893 | 4,211 | 5,861 | 71.85% |

Handwritten signatures and initials:
 S
 DW
 BB
 RB
 HB2
 SKM



Canvass Results Report

Election Results

Run Time 9:51 AM
Run Date 11/12/2024

JACK COUNTY, TEXAS

GENERAL ELECTION

11/5/2024

Page 16

Official Results

Registered Voters
4211 of 5861 = 71.85%
Precincts Reporting
0 of 7 = 0.00%

Justice, 2nd Court of Appeals District, Place 6

| Precinct | Mike Wallach, REP | Cast Votes | Undervotes | Overvotes | Absentee Voting Ballots Cast | Early Voting Ballots Cast | Election Day Voting Ballots Cast | Total Ballots Cast | Registered Voters | Turnout Percentage |
|---------------|-------------------|--------------|------------|-----------|------------------------------|---------------------------|----------------------------------|--------------------|-------------------|--------------------|
| 1 | 700 | 700 | 81 | 0 | 57 | 598 | 126 | 781 | 1,181 | 66.13% |
| 1 - BOWIE | 59 | 59 | 2 | 0 | 3 | 50 | 8 | 61 | 83 | 73.49% |
| 2 | 949 | 949 | 72 | 0 | 50 | 647 | 324 | 1,021 | 1,403 | 72.77% |
| 3 | 133 | 133 | 21 | 0 | 6 | 131 | 17 | 154 | 229 | 67.25% |
| 4 | 614 | 614 | 59 | 0 | 31 | 560 | 82 | 673 | 882 | 76.30% |
| 5 | 491 | 491 | 45 | 0 | 23 | 299 | 214 | 536 | 706 | 75.92% |
| 6 | 890 | 890 | 95 | 0 | 46 | 817 | 122 | 985 | 1,377 | 71.53% |
| Totals | 3,836 | 3,836 | 375 | 0 | 216 | 3,102 | 893 | 4,211 | 5,861 | 71.85% |

SW
AW
BB
PK

HB2
BB



Canvass Results Report

Election Results

Run Time 9:51 AM
Run Date 11/12/2024

JACK COUNTY, TEXAS

GENERAL ELECTION

11/5/2024
Page 17

Official Results

Registered Voters
4211 of 5861 = 71.85%
Precincts Reporting
0 of 7 = 0.00%

District Attorney, 271st Judicial District

| Precinct | James M. Stainton, REP | Cast Votes | Undervotes | Overvotes | Absentee Voting Ballots Cast | Early Voting Ballots Cast | Election Day Voting Ballots Cast | Total Ballots Cast | Registered Voters | Turnout Percentage |
|---------------|------------------------|--------------|------------|-----------|------------------------------|---------------------------|----------------------------------|--------------------|-------------------|--------------------|
| 1 | 695 | 695 | 86 | 0 | 57 | 598 | 126 | 781 | 1,181 | 66.13% |
| 1 - BOWIE | 59 | 59 | 2 | 0 | 3 | 50 | 8 | 61 | 83 | 73.49% |
| 2 | 932 | 932 | 89 | 0 | 50 | 647 | 324 | 1,021 | 1,403 | 72.77% |
| 3 | 132 | 132 | 22 | 0 | 6 | 131 | 17 | 154 | 229 | 67.25% |
| 4 | 615 | 615 | 58 | 0 | 31 | 560 | 82 | 673 | 882 | 76.30% |
| 5 | 488 | 488 | 48 | 0 | 23 | 299 | 214 | 536 | 706 | 75.92% |
| 6 | 886 | 886 | 99 | 0 | 46 | 817 | 122 | 985 | 1,377 | 71.53% |
| Totals | 3,807 | 3,807 | 404 | 0 | 216 | 3,102 | 893 | 4,211 | 5,861 | 71.85% |

AW
BB
[Signature]

1B2
Blu



Canvass Results Report

Election Results

Run Time 9:51 AM
Run Date 11/12/2024

JACK COUNTY, TEXAS

GENERAL ELECTION

11/5/2024

Page 18

Official Results

Registered Voters
4211 of 5861 = 71.85%
Precincts Reporting
0 of 7 = 0.00%

County Attorney

| Precinct | Brad Dixon, REP | Cast Votes | Undervotes | Overvotes | Absentee Voting Ballots Cast | Early Voting Ballots Cast | Election Day Voting Ballots Cast | Total Ballots Cast | Registered Voters | Turnout Percentage |
|---------------|-----------------|--------------|------------|-----------|------------------------------|---------------------------|----------------------------------|--------------------|-------------------|--------------------|
| 1 | 705 | 705 | 76 | 0 | 57 | 598 | 126 | 781 | 1,181 | 66.13% |
| 1 - BOWIE | 59 | 59 | 2 | 0 | 3 | 50 | 8 | 61 | 83 | 73.49% |
| 2 | 939 | 939 | 82 | 0 | 50 | 647 | 324 | 1,021 | 1,403 | 72.77% |
| 3 | 135 | 135 | 19 | 0 | 6 | 131 | 17 | 154 | 229 | 67.25% |
| 4 | 638 | 638 | 35 | 0 | 31 | 560 | 82 | 673 | 882 | 76.30% |
| 5 | 494 | 494 | 42 | 0 | 23 | 299 | 214 | 536 | 706 | 75.92% |
| 6 | 895 | 895 | 90 | 0 | 46 | 817 | 122 | 985 | 1,377 | 71.53% |
| Totals | 3,865 | 3,865 | 346 | 0 | 216 | 3,102 | 893 | 4,211 | 5,861 | 71.85% |

SW
BW
BK
MB
[Signature]



Canvass Results Report

Election Results

Run Time 9:51 AM
Run Date 11/12/2024

JACK COUNTY, TEXAS

GENERAL ELECTION

11/5/2024
Page 19

Official Results

Registered Voters
4211 of 5861 = 71.85%
Precincts Reporting
0 of 7 = 0.00%

Sheriff

| Precinct | Charles Tbob Hauger Jr, REP | Cast Votes | Undervotes | Overvotes | Absentee Voting Ballots Cast | Early Voting Ballots Cast | Election Day Voting Ballots Cast | Total Ballots Cast | Registered Voters | Turnout Percentage |
|---------------|-----------------------------|--------------|------------|-----------|------------------------------|---------------------------|----------------------------------|--------------------|-------------------|--------------------|
| 1 | 695 | 695 | 86 | 0 | 57 | 598 | 126 | 781 | 1,181 | 66.13% |
| 1 - BOWIE | 56 | 56 | 5 | 0 | 3 | 50 | 8 | 61 | 83 | 73.49% |
| 2 | 930 | 930 | 91 | 0 | 50 | 647 | 324 | 1,021 | 1,403 | 72.77% |
| 3 | 135 | 135 | 19 | 0 | 6 | 131 | 17 | 154 | 229 | 67.25% |
| 4 | 621 | 621 | 52 | 0 | 31 | 560 | 82 | 673 | 882 | 76.30% |
| 5 | 492 | 492 | 44 | 0 | 23 | 299 | 214 | 536 | 706 | 75.92% |
| 6 | 879 | 879 | 106 | 0 | 46 | 817 | 122 | 985 | 1,377 | 71.53% |
| Totals | 3,808 | 3,808 | 403 | 0 | 216 | 3,102 | 893 | 4,211 | 5,861 | 71.85% |

SW
BFB
[Signature]

MB2
BKA



Canvass Results Report

Election Results

Run Time 9:51 AM
Run Date 11/12/2024

JACK COUNTY, TEXAS

GENERAL ELECTION

11/5/2024

Page 20

Official Results

Registered Voters
4211 of 5861 = 71.85%

Precincts Reporting
0 of 7 = 0.00%

County Tax Assessor-Collector

| Precinct | Trasi Ogle, REP | Cast Votes | Undervotes | Overvotes | Absentee Voting Ballots Cast | Early Voting Ballots Cast | Election Day Voting Ballots Cast | Total Ballots Cast | Registered Voters | Turnout Percentage |
|---------------|-----------------|--------------|------------|-----------|------------------------------|---------------------------|----------------------------------|--------------------|-------------------|--------------------|
| 1 | 701 | 701 | 80 | 0 | 57 | 598 | 126 | 781 | 1,181 | 66.13% |
| 1 - BOWIE | 59 | 59 | 2 | 0 | 3 | 50 | 8 | 61 | 83 | 73.49% |
| 2 | 935 | 935 | 86 | 0 | 50 | 647 | 324 | 1,021 | 1,403 | 72.77% |
| 3 | 135 | 135 | 19 | 0 | 6 | 131 | 17 | 154 | 229 | 67.25% |
| 4 | 625 | 625 | 48 | 0 | 31 | 560 | 82 | 673 | 882 | 76.30% |
| 5 | 496 | 496 | 40 | 0 | 23 | 299 | 214 | 536 | 706 | 75.92% |
| 6 | 900 | 900 | 85 | 0 | 46 | 817 | 122 | 985 | 1,377 | 71.53% |
| Totals | 3,851 | 3,851 | 360 | 0 | 216 | 3,102 | 893 | 4,211 | 5,861 | 71.85% |

Handwritten signatures and initials:
DW
BB
[Signature]

Handwritten initials:
3K
HB



Canvass Results Report

Election Results

Run Time 9:51 AM
Run Date 11/12/2024

JACK COUNTY, TEXAS

GENERAL ELECTION

11/5/2024
Page 21

Official Results

Registered Voters
4211 of 5861 = 71.85%
Precincts Reporting
0 of 7 = 0.00%

County Commissioner, Precinct 1

| Precinct | Gary Oliver, REP | Cast Votes | Undervotes | Overvotes | Absentee Voting Ballots Cast | Early Voting Ballots Cast | Election Day Voting Ballots Cast | Total Ballots Cast | Registered Voters | Turnout Percentage |
|---------------|------------------|------------|------------|-----------|------------------------------|---------------------------|----------------------------------|--------------------|-------------------|--------------------|
| 1 | 704 | 704 | 77 | 0 | 57 | 598 | 126 | 781 | 1,181 | 66.13% |
| 1 - BOWIE | 57 | 57 | 4 | 0 | 3 | 50 | 8 | 61 | 83 | 73.49% |
| Totals | 761 | 761 | 81 | 0 | 60 | 648 | 134 | 842 | 1,264 | 66.61% |

Handwritten signatures and initials:
BW
BNS
[Signature]
[Signature]

Handwritten notes:
1B2
Bke



Canvass Results Report

Election Results

Run Time 9:51 AM
Run Date 11/12/2024

JACK COUNTY, TEXAS

GENERAL ELECTION

11/5/2024

Page 22

Official Results

Registered Voters
4211 of 5861 = 71.85%
Precincts Reporting
0 of 7 = 0.00%

County Commissioner, Precinct 3

| Precinct | Henry D. Birdwell Jr, REP | Cast Votes | Undervotes | Overvotes | Absentee Voting Ballots Cast | Early Voting Ballots Cast | Election Day Voting Ballots Cast | Total Ballots Cast | Registered Voters | Turnout Percentage |
|---------------|---------------------------|--------------|------------|-----------|------------------------------|---------------------------|----------------------------------|--------------------|-------------------|--------------------|
| 4 | 632 | 632 | 41 | 0 | 31 | 560 | 82 | 673 | 882 | 76.30% |
| 5 | 504 | 504 | 32 | 0 | 23 | 299 | 214 | 536 | 706 | 75.92% |
| Totals | 1,136 | 1,136 | 73 | 0 | 54 | 859 | 296 | 1,209 | 1,588 | 76.13% |

Handwritten notes:
 DW
 BB
 HB2
 BK



Canvass Results Report

Election Results

Run Time 9:51 AM
Run Date 11/12/2024

JACK COUNTY, TEXAS

GENERAL ELECTION

11/5/2024
Page 23

Official Results

Registered Voters
4211 of 5861 = 71.85%
Precincts Reporting
0 of 7 = 0.00%

County Constable

| Precinct | Clyde Watson, REP | Cast Votes | Undervotes | Overvotes | Absentee Voting Ballots Cast | Early Voting Ballots Cast | Election Day Voting Ballots Cast | Total Ballots Cast | Registered Voters | Turnout Percentage |
|---------------|-------------------|--------------|------------|-----------|------------------------------|---------------------------|----------------------------------|--------------------|-------------------|--------------------|
| 1 | 713 | 713 | 68 | 0 | 57 | 598 | 126 | 781 | 1,181 | 66.13% |
| 1 - BOWIE | 59 | 59 | 2 | 0 | 3 | 50 | 8 | 61 | 83 | 73.49% |
| 2 | 942 | 942 | 79 | 0 | 50 | 647 | 324 | 1,021 | 1,403 | 72.77% |
| 3 | 135 | 135 | 19 | 0 | 6 | 131 | 17 | 154 | 229 | 67.25% |
| 4 | 632 | 632 | 41 | 0 | 31 | 560 | 82 | 673 | 882 | 76.30% |
| 5 | 496 | 496 | 40 | 0 | 23 | 299 | 214 | 536 | 706 | 75.92% |
| 6 | 908 | 908 | 77 | 0 | 46 | 817 | 122 | 985 | 1,377 | 71.53% |
| Totals | 3,885 | 3,885 | 326 | 0 | 216 | 3,102 | 893 | 4,211 | 5,861 | 71.85% |

Handwritten signatures and initials:
 DW
 BWS
 MB₂
 BKU
 [Signature]



Canvass Results Report

JACK COUNTY, TEXAS

Official Results

Election Results

GENERAL ELECTION

Registered Voters
4211 of 5861 = 71.85%

Run Time 9:51 AM
Run Date 11/12/2024

11/5/2024
Page 24


Precincts Reporting
0 of 7 = 0.00%

BOWIE INDEPENDENT SCHOOL DISTRICT Trustee Place 1 - Vote for none or one

| Precinct | Jacky Betts | Brian S. Rhodes | Cast Votes | Undervotes | Overvotes | Absentee Voting Ballots Cast | Early Voting Ballots Cast | Election Day Voting Ballots Cast | Total Ballots Cast | Registered Voters | Turnout Percentage |
|---------------|-------------|-----------------|------------|------------|-----------|------------------------------|---------------------------|----------------------------------|--------------------|-------------------|--------------------|
| 1 - BOWIE | 32 | 17 | 49 | 12 | 0 | 3 | 50 | 8 | 61 | 83 | 73.49% |
| Totals | 32 | 17 | 49 | 12 | 0 | 3 | 50 | 8 | 61 | 83 | 73.49% |

SW
BIB
[Signature]

HB₂
BKE



Canvass Results Report

Election Results

Run Time 9:51 AM
Run Date 11/12/2024

JACK COUNTY, TEXAS

GENERAL ELECTION

11/5/2024
Page 25

Official Results

Registered Voters
4211 of 5861 = 71.85%
Precincts Reporting
0 of 7 = 0.00%

BOWIE INDEPENDENT SCHOOL DISTRICT Trustee Place 2 - Vote for none or one

| Precinct | Angie Christmas | Chase Thomas | Nichole V. Maddox | Cast Votes | Undervotes | Overvotes | Absentee Voting Ballots Cast | Early Voting Ballots Cast | Election Day Voting Ballots Cast | Total Ballots Cast | Registered Voters | Turnout Percentage |
|---------------|-----------------|--------------|-------------------|------------|------------|-----------|------------------------------|---------------------------|----------------------------------|--------------------|-------------------|--------------------|
| 1 - BOWIE | 16 | 25 | 8 | 49 | 12 | 0 | 3 | 50 | 8 | 61 | 83 | 73.49% |
| Totals | 16 | 25 | 8 | 49 | 12 | 0 | 3 | 50 | 8 | 61 | 83 | 73.49% |

Handwritten signatures and initials:
JW
BFB
J
[Signature]

Handwritten initials:
HB2
Bke



Canvass Results Report

Election Results

Run Time 9:51 AM
Run Date 11/12/2024

JACK COUNTY, TEXAS

GENERAL ELECTION

11/5/2024

Page 26

Official Results

Registered Voters
4211 of 5861 = 71.85%

Precincts Reporting
0 of 7 = 0.00%

*** End of report ***

HW
BIB


HB2
Bku

